



2002 Monte Carlo Fuses And Circuit Breakers Manual



Right here, we have countless ebook 2002 monte carlo fuses and circuit breakers manual and collections to check out. We additionally give variant types and in addition to type of the books to browse. The usual book, fiction, history, novel, scientific research, as well as various other sorts of books are readily easily reached here.

As this 2002 monte carlo fuses and circuit breakers manual, it ends taking place brute one of the favored books 2002 monte carlo fuses and circuit breakers manual collections that we have. This is why you remain in the best website to see the unbelievable book to have.

Fuse box location and diagrams: Chevrolet Monte Carlo (2000-2005) How to find fuses on a 2000 Monte Carlo ss  2002 Monte Carlo Fuse Box Diagram

Possible BCM issues 2002 Monte Carlo SS(Solved in description)

ONE PROBLEM THAT ALL 06-07 MONTE CARLO'S WILL HAVEFuse box location and diagrams: Chevrolet Monte Carlo (2006-2007) Installing and Programming a Used BCM in 2002 Chevy Monte Carlo Chevy Monte Carlo Wiring **2001 Monte Carlo SS fuel gauge issue** How to reset low tire light on 2003 Monte Carlo SS **CUSTOM 2002 CHEVY MONTE SS FOR SALE  \$3000**Monte Carlo's Nervous Meltdown How To Find An Electrical Short On Most Any Car Or Truck. Locate Watch This BEFORE You Buy a Chevy Monte Carlo SS (6th Gen 2000-2007) What a Faulty PCM and BCM Can Cause... **New mods on my 2004 Monte Carlo ss** **How To Install A Radio Without A Wiring Harness Adapter** Monte Carlo Problem **How to read an electrical diagram Lesson #1**

Gas gauge not working ? Some test to check **the first ever 2004 monte carlo ss on 22" irocs** 2004 Monte Carlo 3.8 how to recharge the air condition Fuse box location and diagrams: Chevrolet Monte Carlo (1995-1999) 2002 Chevy Monte Carlo SS On 22" Irocs Walk Around  PDF 2002 Mitsubishi Galant Radio Wiring Diagram  - 2002 Mercury Mountaineer **Radio Wiring Diagram Removing Electric Car Seats at the Junkyard without a Car battery** **How to find a short to ground (blown fuse)**

2002 Monte Carlo SS / Dale Earnhardt Edition [7 ACTUAL MILES]Power Window Wiring Diagram 1 2002 Monte Carlo Fuses And

Chevrolet Monte Carlo (2001  2003)  fuse box diagram Year of production: 2001, 2002, 2003 Driver's Side Instrument Panel Fuse Block Some fuses are in a fuse block on the driver's side of the instrument panel.

Chevrolet Monte Carlo (2001 - 2003) - fuse box diagram ...

Fuse box diagram (location and assignment of electrical fuses and relays) for Chevrolet (Chevy) Monte Carlo (2000, 2001, 2002, 2003, 2004, 2005).

Fuse Box Diagram Chevrolet Monte Carlo (2000-2005)

The video above shows how to replace blown fuses in the interior fuse box of your 2002 Chevrolet Monte Carlo in addition to the fuse panel diagram location. Electrical components such as your map light, radio, heated seats, high beams, power windows all have fuses and if they suddenly stop working, chances are you have a fuse that has blown out. If your Monte Carlo is experiencing electrical ...

Interior Fuse Box Location: 2000-2005 Chevrolet Monte Carlo

Online Library 2002 Monte Carlo Fuses And Circuit Breakers Manual 2002 Monte Carlo Fuses And Circuit Breakers Manual Despite its name, most books listed on Amazon Cheap Reads for Kindle are completely free to download and enjoy. You'll find not only classic works that are now out of copyright, but also new books from authors who have chosen to give away digital editions. There are a few paid ...

2002 Monte Carlo Fuses And Circuit Breakers Manual

See more on our website: <https://fuse-box.info/chevrolet/chevrolet-monte-carlo-2006-2007-fuses-and-relay> Fuse box diagram (location and assignment of electri...

Fuse box location and diagrams: Chevrolet Monte Carlo ...

Get Free 2002 Monte Carlo Fuses And Circuit Breakers Manual 2002 Monte Carlo Fuses And Circuit Breakers Manual As recognized, adventure as skillfully as experience about lesson, amusement, as competently as settlement can be gotten by just checking out a books 2002 monte carlo fuses and circuit breakers manual furthermore it is not directly done, you could put up with even more all but this ...





2002 Monte Carlo Fuses And Circuit Breakers Manual

I need a fuse panel diagram for a 2002 monte carlo. 2002 Chevrolet Monte Carlo; Open Questions: 0 Answers 02 Monte Carlo 3.4 engine wiring will it fit a 3.1 sfi engine and what needs to be changed. Sep 23, 2017 | 2002 Chevrolet Monte Carlo. 0 Answers when I place my 2002 chevy monte carlo into park from drive it makes a grining noise . Sep 04, 2017 | 2002 Chevrolet Monte Carlo. 0 Answers I ...

2002 Monte Carlo: i need a diagram of which fuse and relay ...

2002 monte carlo steering wheel and cruise control wiring diagram. 2002 Chevrolet Monte Carlo; Open Questions: 0 Answers 02 Monte Carlo 3.4 engine wiring will it fit a 3.1 sfi engine and what needs to be changed. Sep 23, 2017 | 2002 Chevrolet Monte Carlo. 0 Answers when I place my 2002 chevy monte carlo into park from drive it makes a grining noise . Sep 04, 2017 | 2002 Chevrolet Monte Carlo ...

SOLVED: I need a fuse panel diagram for a 2002 monte carlo ...

Cigar lighter / power outlet fuses in the Chevrolet Monte Carlo are located in the Passenger Compartment Fuse Box (see fuse  AUX  (Auxiliary Outlets)) and in the Engine Compartment Fuse Box (see fuse  AUX PWR  (Auxiliary Power)).

Fuse Box Diagram Chevrolet Monte Carlo (2006-2007)

Read Book 2002 Monte Carlo Fuses And Circuit Breakers Manual inspiring the brain to think enlarged and faster can be undergone by some ways. Experiencing, listening to the supplementary experience, adventuring, studying, training, and more practical happenings may incite you to improve. But here, if you do not have acceptable period to acquire the event directly, you can say you will a ...

2002 Monte Carlo Fuses And Circuit Breakers Manual

My cooling fan fuse keeps blowing on a 2002 Monte Carlo ss. Posted by Anonymous on Sep 28, 2013. Want Answer 0. Clicking this will make more experts see the question and we will remind you when it gets answered. Comment; Flag; More. Print this page; Share this page \times Ad. 5 Related Answers Ginko . 19396 Answers ; SOURCE: 2002 monte carlo ss. The fuel filter is located in the pressure line that ...

My cooling fan fuse keeps blowing on a 2002 Monte Carlo ss ...

The "SS" on the Monte Carlo stands for "sleepy senior"! in basic terms considering you stick SS on the ingredient of a automobile, does not make it "super" or Sporty"! front engine, rear tension is a thank you to decide for a very exciting automobile. choose uninteresting, get the Monte Carlo! The final "sturdy" Montes have been the 87 "G" physique front engine/rear tension vehicles! are not ...

both headlights on my 2002 monte carlo dont work, does ...

View and Download Chevrolet 2002 Monte Carlo owner's manual online. 2002 Monte Carlo automobile pdf manual download. Sign In. Upload. Download. Share. URL of this page: HTML Link: Add to my manuals. Add. Delete from my manuals. Bookmark this page. Add Manual will be automatically added to "My Manuals" Print this page \times Manuals; Brands; Chevrolet Manuals; Automobile; 2002 Monte Carlo; Owner ...

CHEVROLET 2002 MONTE CARLO OWNER'S MANUAL Pdf Download ...

 2002 Monte Carlo Fuse Box Diagram - YouTube The video above shows how to check for blown fuses in the interior fuse box of your 2002 Chevrolet Monte Carlo and where the fuse panel diagram is located. If your map light, stereo, heated seats, headlights, power windows or other electronic components suddenly stop working, chances are you have a fuse that has blown out. 2000-2005 Chevrolet ...

2002 Monte Carlo Fuses And Circuit Breakers Manual

2002 Chevy Monte Carlo cooling fan. VONTA1170 MEMBER; 2002 CHEVROLET MONTE CARLO; 6 CYL; 2WD; AUTOMATIC ; 13,700 MILES; What can be wrong with my a/c cooling fan if it doesnt turn on when I turn on the air in my car and everytime I put a new fuse in the car it blows out. Do you. have the same problem? Yes. No. Tuesday, August 4th, 2009 AT 11:55 PM. 1 Reply. JDL EXPERT; Hello, which fuse is ...

2002 Chevy Monte Carlo Cooling Fan: What Can Be Wrong with ...

2002 Monte Carlo Stereo Wiring Diagram from www.fjeruiserforums.com Print the wiring diagram off and use highlighters to trace the routine. When you make use of your finger or even stick to the circuit with your eyes, it's easy to mistrace the circuit.

2002 Monte Carlo Stereo Wiring Diagram Collection

2002 Monte Carlo Fuses And Circuit Breakers Manual Best Version 1986 John Deere Model 51sv55sv65sv Chain Saw Manual PDF ... 1984 Kawasaki Klr 600 Service Repair Manual Haynes Repair Manual Scooters The Book Of Biff 1 Repair Manual Mazda Van Ultimate Rock Pop Fake Book Lamarsh Solutions Chapter 4 Baby Scramble Game Answers Cat-geo Joke 2002 Nasco Answers 2002 Monte Carlo Fuses And Circuit ...

2002 Monte Carlo Fuses And Circuit Breakers Manual Best ...

My Friend Tried To Jump My Car And They Put A Positive Jumper On The Negative On Their Car , So When They Put The Cables On My Car It Kind Of Caught On Fire And Now The Rafio Will Not Work But The Lights On The Radio Work , Please Help !

Radio Fuse 2002 Monte Carlo? | Yahoo Answers

CHEVROLET > 2002 > MONTE CARLO > 3.8L V6 > Electrical > Fuse. Price: Alternate: No parts for vehicles in selected markets. 20 Amp . BUSSMANN (#ATM20RLD, BPATM20, VPATM20) Mini Fuse; 20 Amp Blade Fuse; Yellow. Fuse in passenger compartment. Choose (\$0.21) x 5 (\$0.21) x 5 (\$0.26) x 1 (\$0.36) x 10. Intentionally blank: Intentionally blank: Choose + Sold in packs of x. Price reflects cost of each ...

2002 CHEVROLET MONTE CARLO 3.8L V6 Fuse | RockAuto

Monte carlo 2002 fuse box. Passengers side instrument panel fuse block. Passlock is a passive theft deterrent system. Chevrolet monte carlo car and truck. Skip navigation sign in. Can someone get me a good pic of their fuse box or can send me to a link where i can see what every fuse space is my words are wore off need to see what they all say thanks. Browse categories answer questions ...